

Hoffman Party!

We have 39 new Hoffman batiks and cottons. So we decided to have a one day Hoffman Bali Party! 25% off of the bolts with the dots!



Vote for my row!

We still have 93 votes so far! Yea! There was been a surge of voting on other rows, so we sit in 4th place right now. My continued thanks to all of you for supporting my row!

Creative Grid has sponsored a Row Challenge and our row has been selected for the contest! Last year we participated, but we didn't know we had been selected until right at the end of the voting period. This time we have until the end of the Row By Row Experience to get the vote out.

You can go to Creative Grid's Facebook page to see all of the rows entered into the contest. You need to click "Like" to vote. You can vote for as many rows as you like.

Or you can just vote for mine. :)

To make it easy for you to find my block, you can click on the link below.



[For Around the Block's Row Click Here!](#)

Events Around Town

Cheyenne Heritage Quilt Show at the First United Methodist Church today and tomorrow. Congrats to Sue Frerich on her win for Arcadia Avenue! 10-8 today and 10-4 tomorrow. \$2. At right is the Opportunity Quilt. Tickets are \$1 for 1, and \$5 for 6.



Hoffman Challenge Show

Today and tomorrow at the Ranch in Loveland, CO. 10-5 today and 10-4 tomorrow. \$10.



August 25, 2016

Is it just me or does it seem like the Olympics just go on & on. I'm still watching, so maybe it's just me. But I also missed 4 days....because 6 of us shop hopped our way to Santa Fe last weekend. Our trip was more than jammed packed; it was nonstop fun. I'm still in recovery.

Our first quilt shop stop was in Castle Rock at Sew-Ciety. I told everyone they had 15 minutes and 1½ hours later, we left for Colorado Springs. Just kidding . It was probably only an hour later. And Katherine pointed out that the 15 minutes was really 15 minutes per quilter. So we were right on schedule.

Fortunately, Donna had a map, so finding Colorado Springs wasn't too hard, and 3 u-turns later we found Lady Bug Quilt shop. And 1 ½ hours, and 2 more u-turns, we found lunch.

Next up was Nanas Quilt Cottage in Old Colorado City. Two hours later (just kidding), we went in search for the interstate. Now the last time I was in Old Colorado City it was when we went to the zoo over July 4th weekend. You can't find the interstate from Old Colorado City. We tried. For two hours. My initial mistake on that trip was following some motor cycle riders, thinking they knew how to get out of town. They probably did know the way, but that's not where they were heading.

So what does this have to do with getting from Nanas to the interstate? Construction detours, one set of directions from quilters at the store and another set from google maps. After several more u-turns, google maps won. And it was on to Fountain & Na La's Quilt Shoppe. And to reduce the number of u-turns we decided to follow the kindly annoying voice on google maps. Which meant we took the long way to the store.

An hour or 2 later, we were headed to Cimarron. If you've been adding up the hours spent in quilt stores, you've probably figured out that we're at least into day 2 of the trip. Not quite, but we didn't leave Fountain until about 5:30-6, so we didn't get to Cimarron until 8:45. The town rolls up its sidewalks at 8, although they forgot to take in all the construction cones on the road. Just so you know, there are 2 restaurants in town & one ice cream shop. Fortunately the one place that was open had its lights on, & 1 u-turn later we figured out how to get there. You could see it from the road, you just couldn't get there.

Following dinner and a most delicious blackberry pie, we headed up the hill to the hacienda, our first night stop. We stayed at Casa de Gavilán, which has a rich historic story and an ambience that makes you want to stay for a week. Following breakfast in the morning, we saw the shale rock formation called the Tooth of Time, a historic landmark that is part of Philmont Scout Ranch, and a doe and her 2 spotted twins fawns wandered by.

Then it was through the canyon to Taos. We found parking right on the square and 2 hours later we went in search of food and got lost. Kinda. We were following directions from quilters in the store. This trip has taught me while quilters can sew incredible patterns in quilts, their map writing abilities need some work. But we finally found a likely place to eat whose parking lot had lots of construction workers' trucks parked in the lot.

On the way to Santa Fe we made one last u-turn to pick up pinon nuts from a road side vendor. We got to Santa Fe before the shop closed and managed to stay a little later than closing time. I'll skip the details of the Courtyard Santa Fe Marriott. They haven't posted my review yet, but my survey results caught the attention of a higher up--somebody who read my survey within minutes of my submitting it. She told me by email that she doesn't normally reply to survey takers, but my report caught her eye. At that's because the service at the hotel was outrageously bad from desk staff to restaurant to room/maid service. The service was so bad that I never want to stay at any Marriott again. Ever. And Santa Fe was booked solid because of the Indian Market. We had no choice but to stay.

But the next day we explored the Indian Market for a couple of hours, then drove to

Atomic City Quilts in Los Alamos, where we found both fabric and yarn. Back to Santa Fe we stopped at a Hatch green chili vendor and bought roasted green chilies to bring home.

And then the highlight of the trip (I think I can speak for everyone on this) was the opera Don Giovanni. The Santa Fe Opera is open air, so you can see the sunset (glorious that night) and the lightning show later in the evening, which was followed by rain, and then blowing rain. Half the front section vacated their seats toward the end of the first act because they were getting wet. We were further back and dry. Cheaper seats do have their benefits. And the opera was one, if not the, best I have ever been to. It topped the opera productions I've seen in New York at the Met. It was that good.

And then back to the hotel, where we had to ask, again, for 6 towels-the staff only left 5 that day. They must have figured that we lost one of our party or decided only 5 needed to shower. We never did get more than 4 washcloths. Sigh.

On the way home, we stopped at 2 more quilt shops, and almost made it to a third shop. So we made it to 9 Row by Row shops, went to the opera, bought chilies and pinion nuts, saw the Indian Market, ate great Mexican food, and didn't have enough time for everything.

I am still recovering, so if you see me ripping out stitching, forgetting classes or cutting wrong, just chalk it up to Santa Fe. And the Olympics. Becca was done with the Olympics 2 weeks ago-basically after I told her I was not buying her a pool or teaching her synchronized swimming. So I had to watch the men's marathon on my own last night. I had no one around to tell me just to skip to the end.

WHAT'S NEW!!

in addition to the 39 Hoffman fabrics, we got 9 Timeless Treasurers fabrics in -- 4 glow in the dark for Halloween--, 6 Christmas from Fabri-Quilt, 5 from Moda, 8 from Westminster, 3 Christmas from Anna Griffin, and 7 from Michael Miller. I'll get pics of the fabrics for next week. Come to the Bali Party tomorrow & see all the new things!


From Moda:
Hey Dot



Brighten up (plus charms & jelly rolls)



From Blank:



From Stof: I could not capture all of the images for the Stof fabrics. Stof is a Danish company.



in bright colors, same with above panel) (ours is in the



(only in more taupe colors)




And a

dot fabric.
From Red Rooster:






From Michael Miller:




From Hoffman:



From Moda:



Patterns:



LBG-0575-P
Sleigh Bell Trio



All 3 quilts are 44" x 15".
Laundry Basket Quilts


In the Beginning:



Also from Benartex are 2 1/2" strips called Dreamscapes. Couldn't grab a pic.

RJR: Geekery





in addition to the 39 Hoffman fabrics, we got 9 Timeless Treasures fabrics in -- 4 glow in the dark for Halloween1--, 6 Christmas from Fabri-Quilt, 5 from Moda, 8 from Westminster, 3 Christmas from Anna Griffin, and 7 from Michael Miller. I'll get pics of the fabrics for next week. Come to the Bali Party tomorrow & see all the new things!

From Moda:
Hey Dot



Brighten up (plus charms & jelly rolls)



From Blank:




From Stof: I could not capture all of the images for the Stof fabrics. Stof is a Danish company.



in bright colors, same with above panel)

(ours is in the



(only in more taupe colors)




And a

dot fabric.
From Red Rooster:




From Michael Miller:



(flannel)



From Hoffman:



From Moda:



Patterns:




LBG-0575-P
Sleigh Bell Trio



All 3 quilts are 44" x 15".
Laundry Basket Quilts

In the Beginning:





Also from Benartex are 2 1/2" strips called Dreamscapes. Couldn't grab a pic.

RJR: Geekery



August 2016

Christmas Row Quilt Ongoing 3rd Sat of the month, (in August class is August 27) \$20 Barb Boyer

Each row uses a different pieced block. There are log cabins, stockings, wreaths, ornaments, snowmen, trees, houses, bells, and stars. Each month we will piece a different row. There are 7 rows (2 rows use multiple blocks), plus a pieced border. You should be able to have the quilt done by Christmas!

Bertie's Year & Companions last Friday of the month, 1-4 \$20, free if you buy the kit

Bertie's Year & Perfectly Pieced are small wall hangings, (or you can make each block into a mini quilt for display each month). Bertie is done in flannels and wool (kit only includes flannel). Bertie (the bird) and friends (squirrel, pumpkins) are appliqued with crazy quilt embroidery embellishments. The patterns are by Bonnie Sullivan, and you can do any of the series-she has a spring, summer, fall & winter Bertie's, plus the original, and plus the cats. You choose. Class is ongoing-because we need the time to get the embellishing done!

Friday Nighters last Fri. of month 5:30-? \$10 Barb Boyer

This class will help you get organized for Christmas 2015 -- or just help you get things done. You give me a list of your "to dos" or unfinished projects you want to finish and then each month I check off what you've completed. Trust me. If you need incentive to stay on track, this is it. You can bring your sewing machine or do hand work.

September 2016

I'm working on it.

August 2016

Sunday	Monday	Tuesday	Wednesday	Thursday	Friday	Saturday
	1 English Paper Piecing 2-4	2	3 Beginning Quilt 1-4	4 Wrapsody Purse 1-4	5 Open Sew1-4	6 BOM 10:30- 11:30 Ornament Club 2-4 Monthly Minis 4-6
7 CLOSED	8	9	10	11 Knit Pickers' Club 6-8:30	12	13 Embroider y Club 10- noon Lace Houses 1-3
14 Disappearin g 9-patch 1- 5	15 English Paper Piecing 2-4	16	17	18 Full Moon Santa Fe	19 Open Sew1-4 Santa Fe	20 Santa Fe
21 Santa Fe	22	23	24 Disappearing Triangles 1-5	25 Wrapsody Purse 1-4	26 Bertie's Year 1-4 Friday Nighters 5:30 -?	27 Christmas Row Quilt 1-4
28	29	30	31	Color of the month: black		

September 2016

Sunday	Monday	Tuesday	Wednesday	Thursday	Friday	Saturday
				1	2 Open Sew1-4	3 BOM 10:30-11:30 Ornament Club 2-4 Monthly Minis 4-6
4 CLOSED	5 English Paper Piecing 2-4 Labor Day	6	7	8 Knit Pickers' Club 6-8:30	9	10 Embroider y Club 10- noon Coloring on Fabric 1-3 Chit Chat 4-6 (English Paper Piecing)
11 Beginnin g Quilt 1- 4	12	13	14 Beginning Quilt 6-9	15 Camden Bag 1-4 or 6-9	16 Open Sew1-4 Full Moon	17 Eleanor Burns El's Garden Sampler 10-12 Christmas Row Quilt 1-4 Machine Applied Binding 4-6
18 Beginnin g Quilt 1- 4	19 English Paper Piecing 2-4	20	21 Back Basting 1-3 Beginning Quilt 6- 9	22	23	24 Eleanor Burns El's Garden Sampler 10-12 Jacks All Around 1-6
25 Beginnin g Quilt 1- 4	26	27	28 Hand Quilting 1-3 Beginning Quilt 6- 9	29 Camden Bag 1-4 or 6-9	30 Wild Orchid Raven Quilt 2-4 Friday Nighters 5:30 -?	Color of the month: orange

HAND EMBROIDERY CLUB

If you want to learn to hand embroider or just brush up your technique, join us on the second Saturday of the month from 10 to noon. We provide free vintage patterns, and this year we will have free patterns of girls with hats, that you can embroider, embellish and color. Each month Kathy Sconce shows us a new stitch to try, plus, she guides us through thread choices, how to knot, fabrics to use, and tracing techniques.

Knit Pickin' Club

This is another get-together class to sit & knit, work on our projects, share information and get some help. We will share techniques, suggest patterns, but mainly we'll sit & knit (or pick).

Toad Toters

On full moon days (as noted in the calendar) you will get 20% off all purchases (not otherwise discounted) that you can fit in your bag. You must bring your bag to participate. Full Moon Days: June 20, July 19, August 18.

Discount Policy

We will honor only one discount -- whichever is largest. You can't combine a 10% with a 25% discount to get a 35% discount. On this we can't be bribed.

Color of the Month

June Brown, July Blue, August Black.

Join the fun and come feel the difference of quality fabrics.

Happy quilting!

Sincerely,

Barbara Boyer
Around the Block
307-433-9555
www.aroundtheblockquilts.com